

BOURSA KUWAIT

Sunday, November 11, 2018

KSE Code	PREMIER MARKET CONSTITUENTS	Today Closing Price			Market Capitalization		Valuation Multiples 2017			ROE	YTD-18	Book Value	EPS FY-17	DPS FY-17
		KWD	Chg. KWD	DTD Return	KWD Mln	Market Weight	P/E X	P/BV X	YIELD	FY-17	Price Return	KWD 31.12.17	KWD	KWD
101	▼ NBK	0.835	(0.001)	(0.12%)	5,188	18.1%	15.8	1.68	3.59%	10.6%	20.43%	0.496	0.053	0.030
108	▲ KFH	0.593	0.001	0.17%	3,761	13.1%	18.5	1.98	2.87%	9.8%	13.25%	0.299	0.032	0.017
605	▲ ZAIN	0.467	0.006	1.30%	2,021	7.0%	12.0	1.39	7.49%	11.0%	7.60%	0.335	0.039	0.035
818	▼ AUB Bahrain	0.203	(0.002)	(0.98%)	1,618	5.6%	8.7	1.40	6.65%	16.3%	5.79%	0.145	0.023	0.014
205	= KIPCO	0.207	0.000	0.00%	320	1.1%	17.1	0.71	4.83%	5.3%	(35.12%)	0.293	0.012	0.010
109	▲ BOUBYAN	0.534	0.002	0.38%	1,275	4.4%	28.1	3.40	1.31%	12.7%	28.60%	0.157	0.019	0.007
102	= GBK	0.258	0.000	0.00%	786	2.7%	15.2	1.25	3.49%	8.0%	8.40%	0.207	0.017	0.009
821	▲ WARBABANK	0.231	0.001	0.43%	231	0.8%	53.5	2.33	0.00%	6.8%	0.43%	0.099	0.004	0.000
107	▼ BURGAN	0.275	(0.001)	(0.36%)	621	2.2%	11.0	0.92	2.55%	9.7%	(5.94%)	0.298	0.025	0.007
603	▼ AGILITY	0.836	(0.004)	(0.48%)	1,282	4.5%	15.4	1.25	1.79%	7.0%	31.86%	0.668	0.054	0.015
413	= MABANEE	0.633	0.000	0.00%	623	2.2%	12.0	1.62	1.58%	12.8%	(5.72%)	0.392	0.053	0.010
501	= NIG	0.157	0.000	0.00%	213	0.7%	8.6	0.55	6.37%	6.4%	4.67%	0.284	0.018	0.010
823	= MEZZAN	0.620	0.000	0.00%	193	0.7%	14.9	1.75	3.55%	11.8%	(20.00%)	0.354	0.042	0.022
514	▼ BOUBYAN PETRO	1.019	(0.005)	(0.49%)	545	1.9%	50.5	1.80	4.42%	1.9%	52.09%	0.565	0.020	0.045
106	▲ KIB	0.245	0.001	0.41%	254	0.9%	12.9	0.88	4.08%	6.8%	7.46%	0.279	0.019	0.010
813	▼ GFH	0.100	(0.000)	(0.10%)	367	1.3%	9.2	1.06	6.99%	9.1%	(20.24%)	0.094	0.011	0.007
824	= INTEGRATED	0.865	0.000	0.00%	190	0.7%	14.3	2.98	2.31%	20.8%	(3.89%)	0.290	0.061	0.020
PREMIER MARKET					19,489	67.9%	15.4	1.56	3.68%	10.1%	11.6%			

Notes: NM: Not Meaningful. NA: Not Available.

P/E for individual stocks is calculated based on the Current Closing Price and Earning Per Share (EPS) for the last 4 Quarters, while P/E for Premier Market is based on Current Market Capitalization and Net Profit for the last 4 Quarters. If calculated P/E is negative or greater than 80, it is represented by NM.

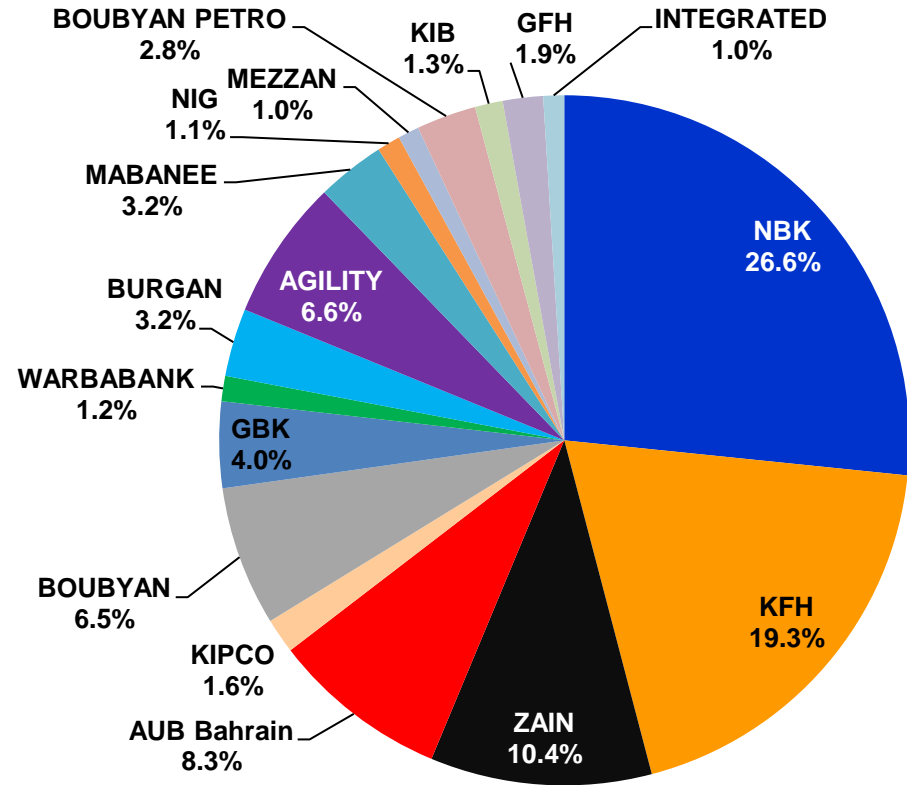
P/BV for individual stocks is based on current prices and Book Value Per Share (BVS) as of 31.12.2017, while P/BV for Premier Market is based on current market cap and shareholders' equity as of 31.12.2017

Dividend Yield for individual stocks is based on current prices and Full Year 2017 Cash Dividend Per Share (DPS), while that of the Index is based on market cap and total cash dividends distributed.

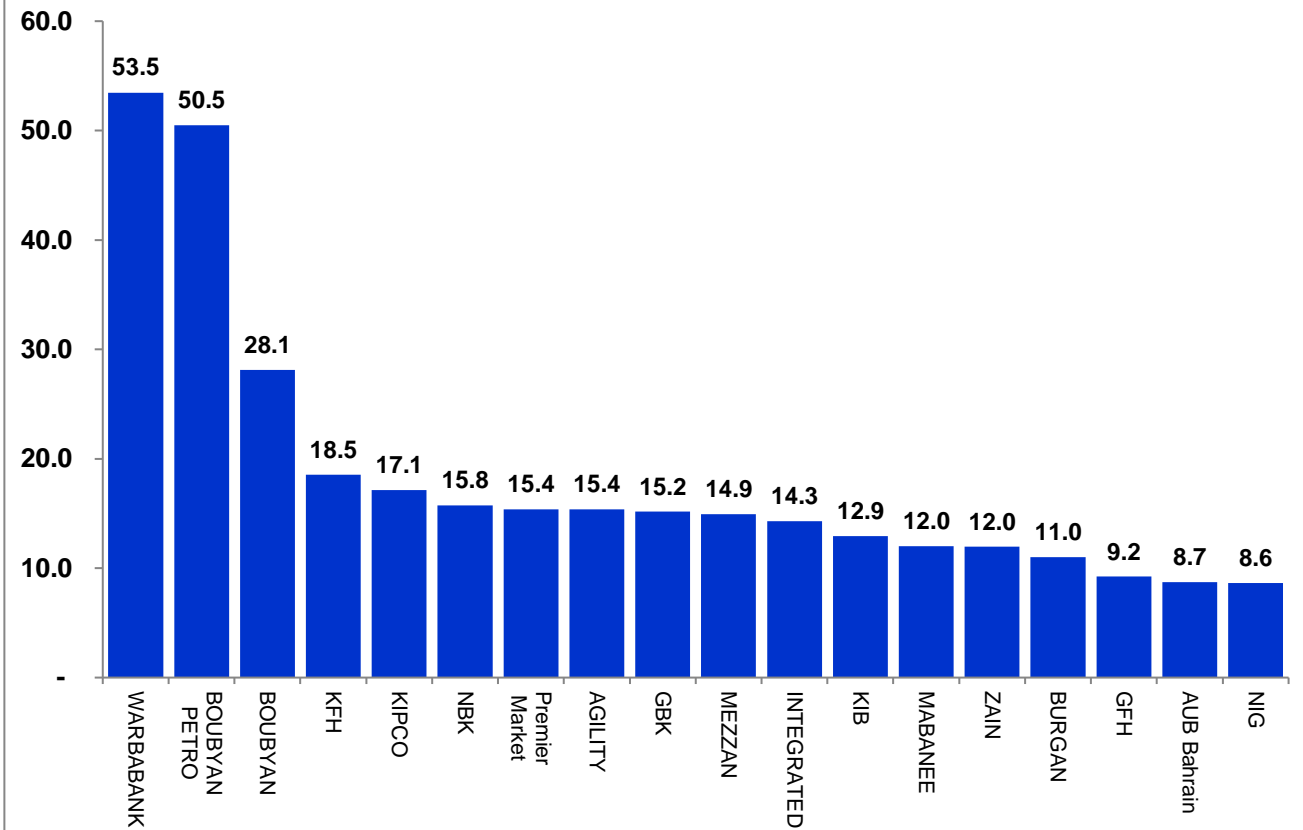
DTD: daily change in prices. YTD: Beginning of Year to Date. KWD: Kuwaiti Dinars. YTD-18 Return for individual stocks is based on the change in market capitalization of the stock. ROE: Return On Equity is Based on Last 4 Quarters Net Profit & Equity as of 31.12.2017

Companies that vary in their fiscal years (Boubyan Petrochemicals) are treated separately to adjust for the recent results announcement.

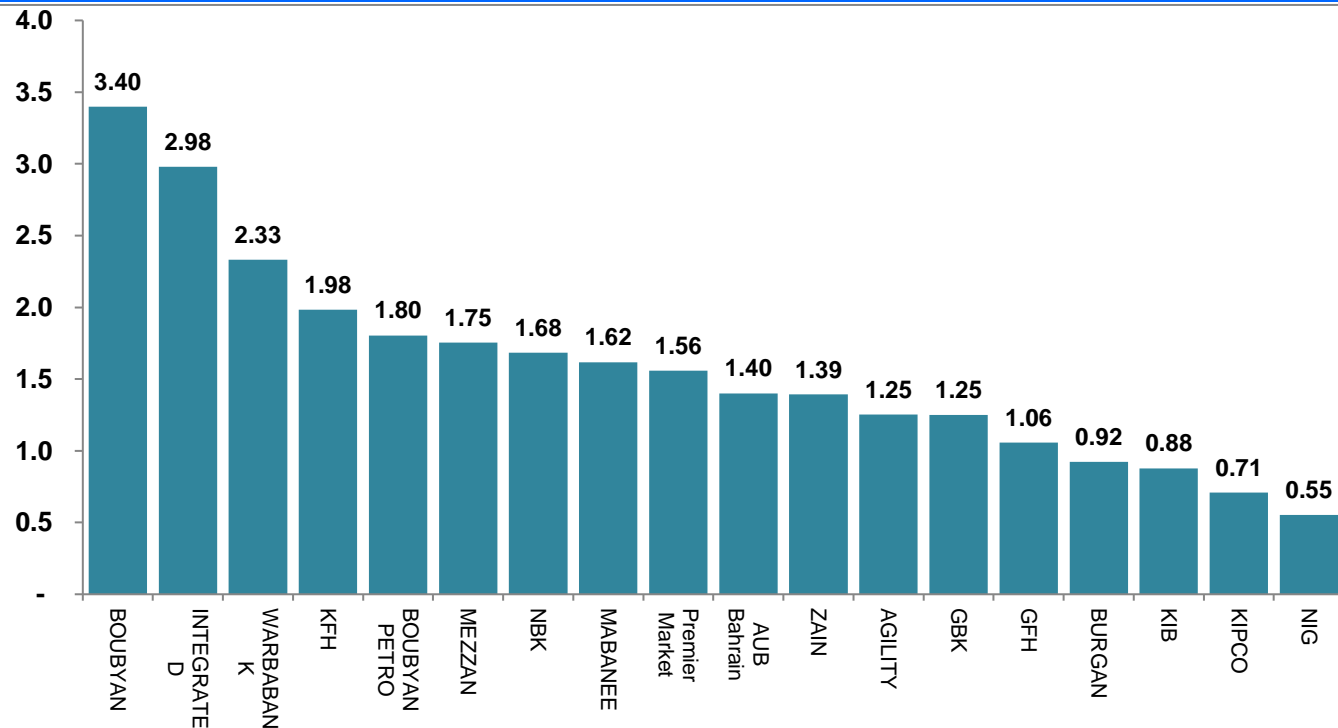
Premier Market Stocks' Weight



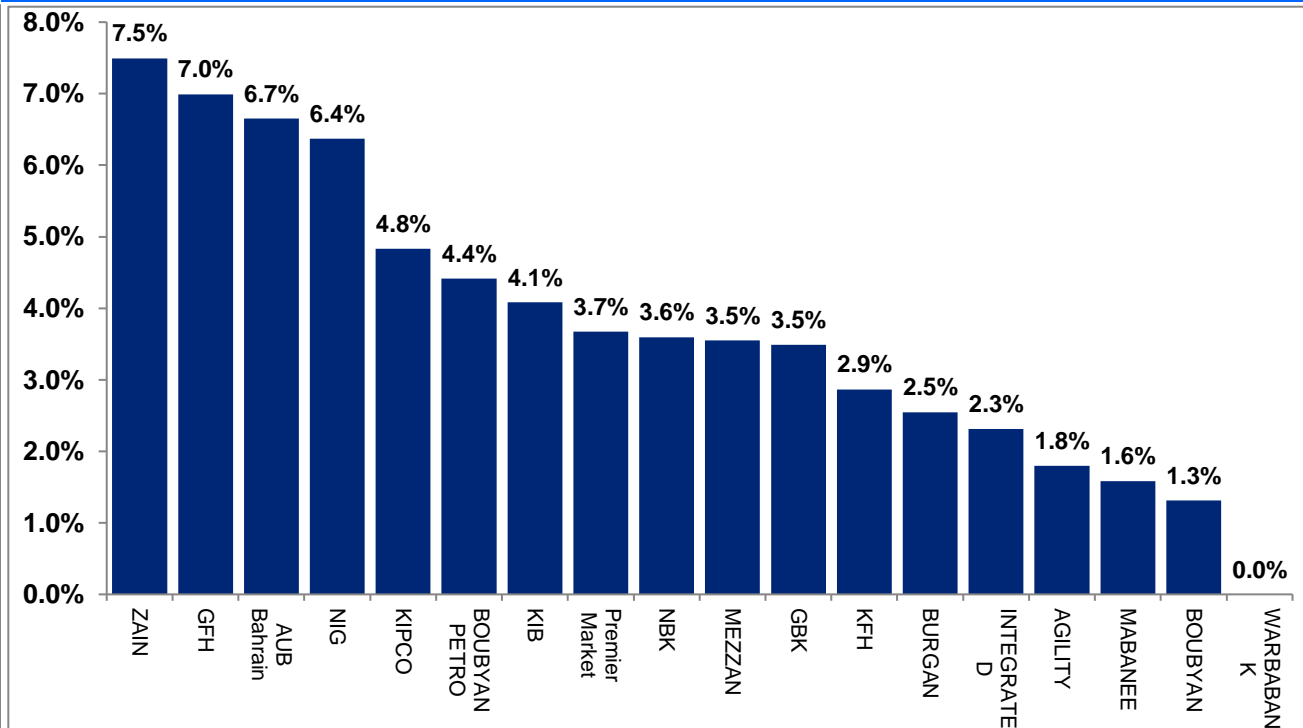
Premier Market Stocks' Price to Earnings Ratio (P/E)



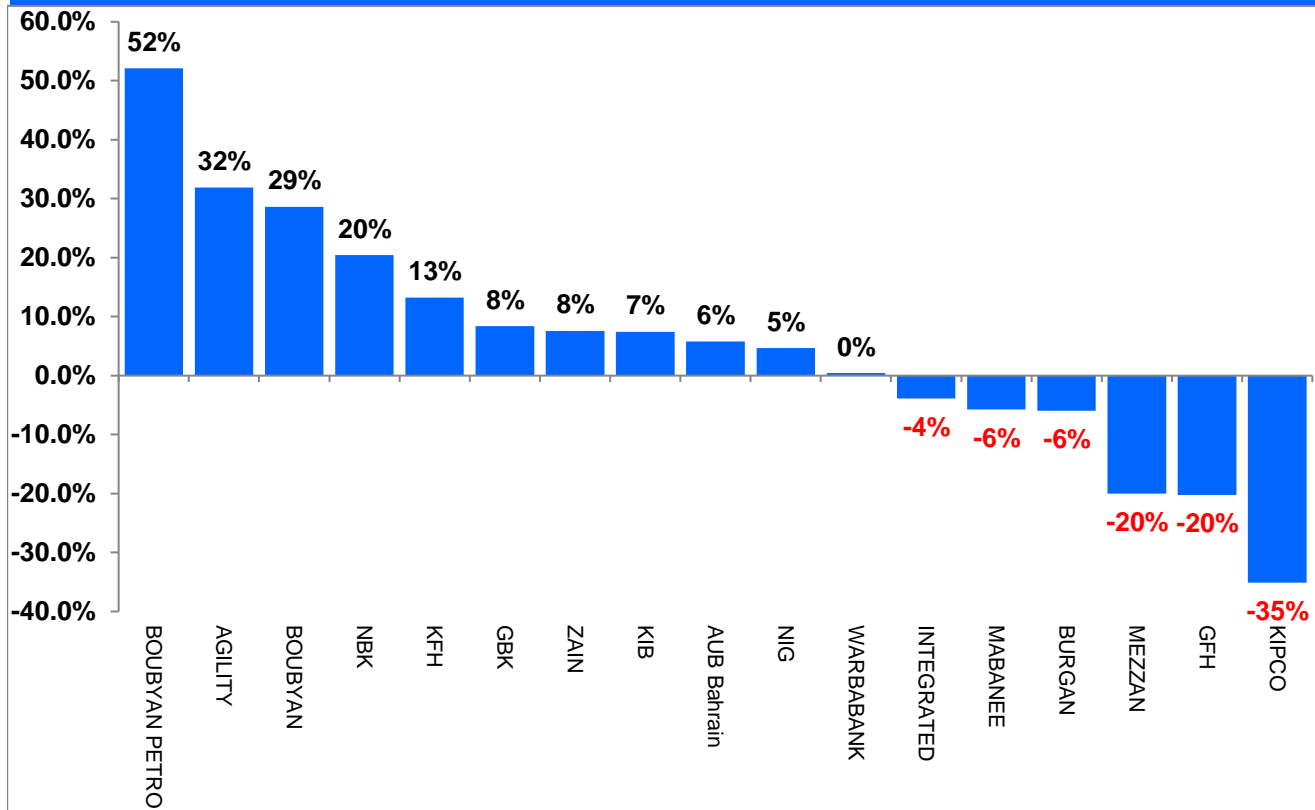
Premier Market Stocks' Price to Book Value Ratio (P/BV)



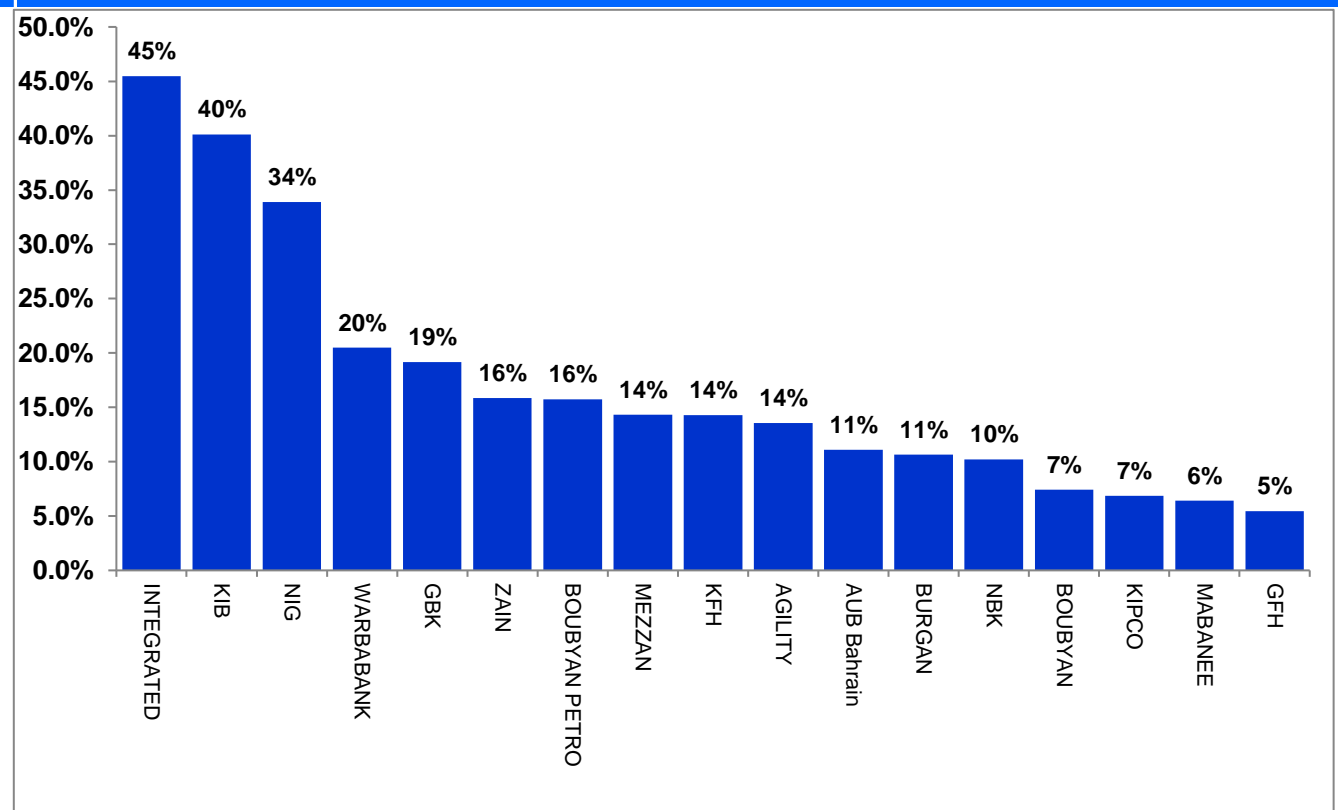
Premier Market Stocks' Ranking By 2017 Dividend Yield



Premier Market Stocks' YTD-18 Price Return



Premier Market Stocks' Liquidity (Capital Turnover YTD-18)



Disclaimer: This document and material contained herewith have been produced, compiled, and issued by Kuwait Investment Company- KIC (K.S.C.P.). The Company has obtained the information used in this document from sources it believes to be reliable, but the issuer does not guarantee, neither its accuracy nor completeness, nor provides an independent verification of the material contained therein. KIC may, from time to time to the extent permitted by law, participate or invest in other financing transactions with the issuers of the securities, perform services for or solicit business from such issuer and/or have a position or effect transactions in the securities or options thereof. KIC may, to extent permitted by the applicable Kuwaiti Law or other applicable laws and regulations, effect transactions in the securities before this material is published to recipients. The opinions and estimates expressed herein are those of the issuer and subject to change at any time without any prior notice. Accordingly, no representation or warranty, expressed or implied, is made as to and no reliance should be placed on the fairness, accuracy, completeness or correctness of the information and opinions contained in this document. KIC accepts no liability for any loss arising from the use of this document or its contents or otherwise arising in connection therewith. This document should not be relied upon or used in substitution for the exercise of sound judgment. KIC shall have no responsibility or liability whatsoever in respect of any inaccuracy in or omission from this or any other document prepared by KIC for, or sent by KIC to any entity, and any such entity shall be responsible for conducting its own scrutiny, investigation, and analysis of the information contained or referred to in this document and of evaluating the merits and risks involved in the securities forming the subject matter of this or other such document.

Opinions and estimates constitute KIC's judgment and are subject to change without prior notice. Past performance is not an indicator of future results. This document does not constitute an offer or invitation to subscribe for or purchase any securities, and neither this document nor anything contained herein shall form the basis of any contract or commitment whatsoever. This document is not an offer to sell or a solicitation to buy any securities. It is being furnished to the reader solely for his/her information and may not be redistributed inside Kuwait or by any jurisdiction outside Kuwait where this action is restricted by law. Entities who receive this report should make themselves aware of and adhere to any such restrictions. By accepting receipt of this report, the reader agrees to be bound by the foregoing limitations.